

Harness Testing ***(test system and programme)***

Jan Troska

CLRC

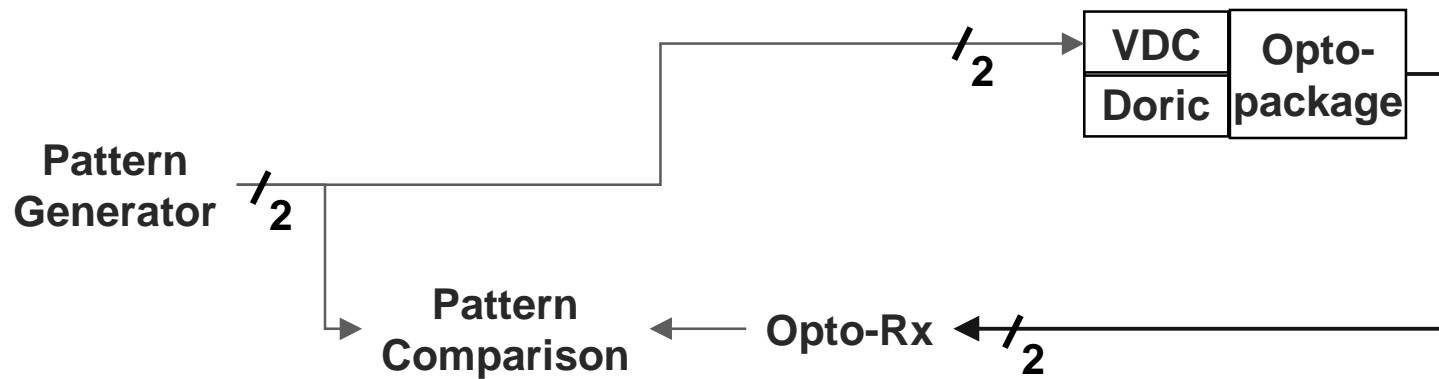
Rutherford Appleton Laboratory



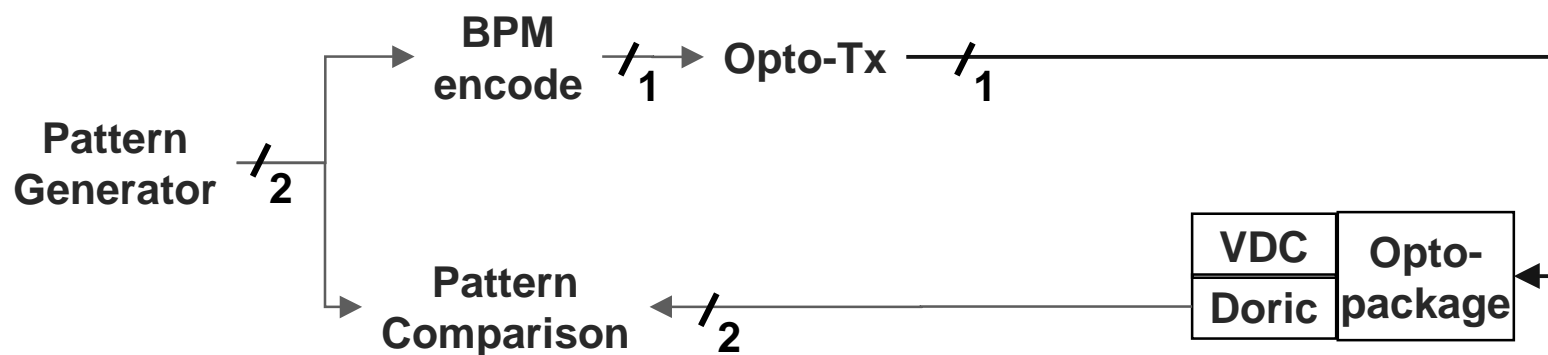


Test System 1

Readout Data Path Test

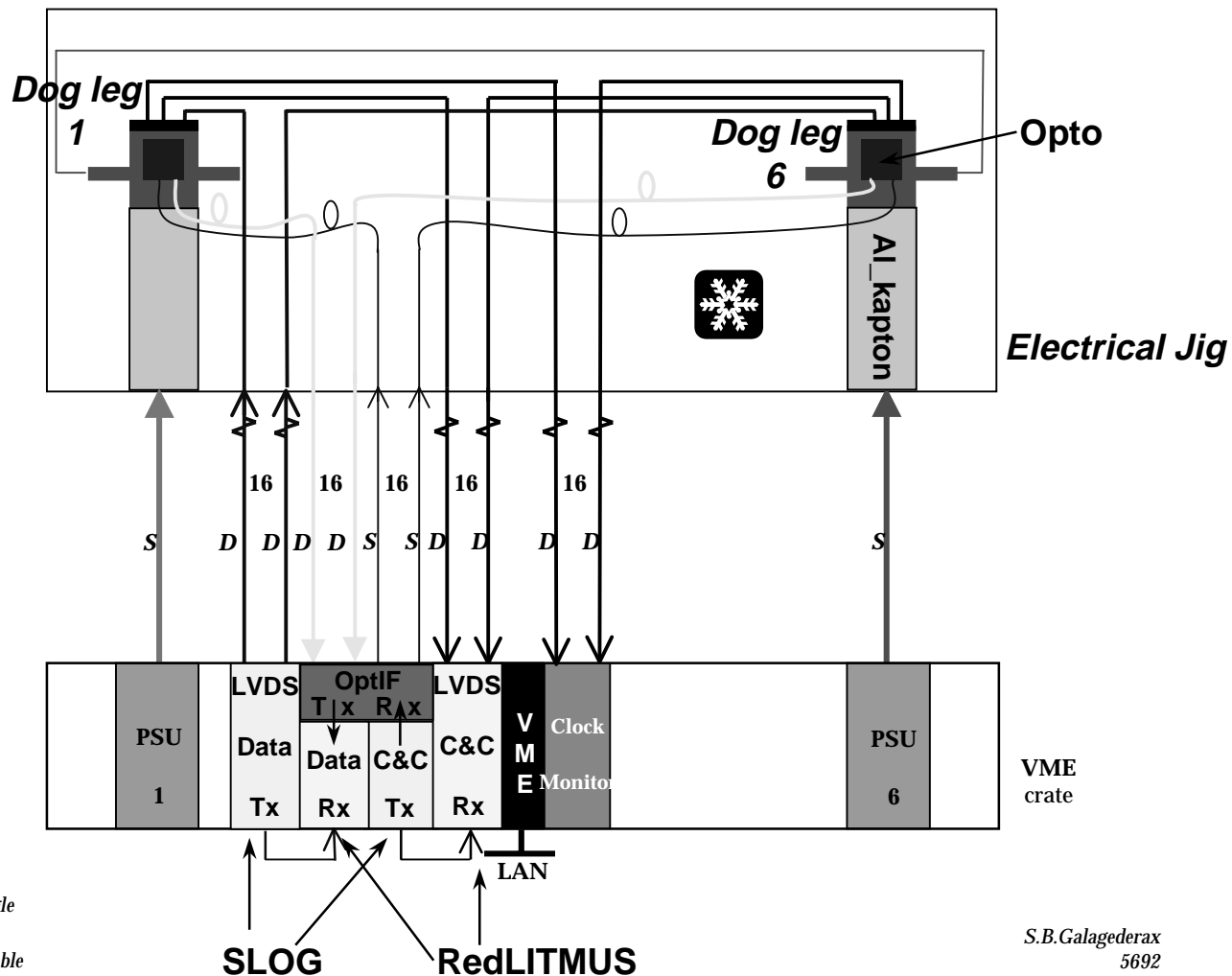


Control Data Path Test



Test System 2

Atlas SCT barrel
opto-electronic
Assembly test
fixture.
(top level)





Status

- **Preliminary Design Review held**
23 July 1999
- **Instrumentation**
VME modules being designed and produced
Ancillary instruments being specified – purchasing to start soon
- **Infrastructure**
Jigs being designed
Laboratory space under investigation
- **Forward also under investigation**
Difference in layout impacts jigs and numerology of test



Schedule

- **Barrel**

Milestone	Plan	Done
1. Preliminary Design Review	23.07.99	✓
2. Placing orders for test equipment complete	15.09.99	
3. Interim Design Review	29.10.99	
4. Procurement of some test equipment – begin installation	26.11.99	
5. Electronic Test modules Back from production	26.11.99	
6. Preliminary Test software development complete	24.12.99	
7. Electronic test modules available with a few working channels	24.12.99	
8. Final Design Review	04.01.00	
9. Ready for limited prototype Harness testing	31.01.00	
10. Installation of test equipment complete	31.03.00	
11. Electronic Test modules available with all channels populated	31.03.00	
12. Test system available for production testing	31.03.00	

- **Forward**

Timescale similar to Barrel with three months delay